



LASERS LEVELS

The Right Choice for Professional Contractors



ABOUT US

Kapro is a leading manufacturer and developer of innovative hand tools for the professional and DIY markets.

We make the industry's finest quality spirit levels, laser levels and layout & marking tools.

Kapro has built a reputation as the industry's foremost innovator with over more than 100 patents worldwide, covering a comprehensive range of professional applications.

GLOBAL DISTRIBUTION NETWORK

Kapro is a major global player with headquarters in Kadarim, Israel and facilities in China and the USA, all wholly owned by Kapro Industries. Our partners' distribution network has created a leading market presence in over 70 countries throughout Europe, America, Asia, Australasia and Africa.

INNOVATION & DESIGN

Kapro's R&D team has revolutionized layout & measuring tool designing giving the market some of its most ground-breaking features:

The invention of the **Plumb Site® Dual-view™** changed level design forever: the only level feature in the market providing a frontal view of the plumb vial, eliminating parallax error as well as neck and back strain due to vertical plumb jobs.

The introduction of the **Optivision®** Red feature set a whole new standard in vial visibility by creating a strong color definition around the spirit levels' bubble; the clearest, most visible vial on the market today.

In addition to these market-changing features, Kapro develops tools especially designed for different professions such as drywall installation, plumbing and electrical work.

In the laser department, our **patented strong folding legs** for angle mounting and height adjustment with anti-slip grips has made positioning easier and faster.

Kapro's impressive line of powerful Prolaser® levels with multiple combination sets offers customers a staggering array of choices.

Kapro listens, making it the smartest choice in tools.

QUALITY

Kapro is dedicated to excellence in every aspect of development: production, distribution, sales and marketing.

We use only the highest quality materials and components; from the strongest yet lightest steel and aluminum spirit levels to the most advanced, reliable modules in laser levels.

Kapro is the only level manufacturer in the world to carry the prestigious VPA mark of quality and all our manufacturing facilities are certified compliant with ISO Standards 9001, 14001 and SA8000. All Kapro lasers and electronic products carry FDA and CE certification, comply with RoHS, WEEE and REACH regulations.

Beyond all certifications, Kapro has strict testing standards to which all our products are submitted, to insuring the highest accuracy in the market .

The Kapro brand represents high quality tools with innovative designs.

SERVICE & VALUE

The Kapro team has a culture of service; producing high quality marketing and advertising materials, maintaining a strong web presence and above all, consistently availing ourselves to our customers and responding to their needs.

The Kapro team offers outstanding customer service and high quality, innovative products with added value.

KAPRO. TOOLS WITH VISION™

842 PROLASER® BAMBINO™

The Red Cross Line Laser

Operation LED Indicator

Manual Mode Button

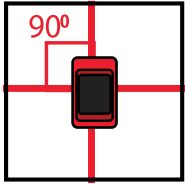
Laser Output Window

On/Off Locking Switch

7.6 cm (3") X 6.5cm (2.6")
5cm (2")

Tripod Thread 1/4"





INDOOR AND TILT MODE

- Red vertical & horizontal cross beams
- Indoor laser range 50' (15m)
- Accuracy $\pm 0.0004''/''$ (0.4mm/m)
- Self-leveling $\pm 3^\circ$
- Manual mode
- Visible "out of level" warning
- Tripod ready: 1/4" thread

Fields Of Application

- Aligning shelves, pictures, curtains
- Interior design
- Aligning electrical sockets

Advantage

- Compact, fits in your toolbox
- User friendly

Option

Laser with mini tripod (842S)



842G PROLASER® BAMBINO™

The Green Cross Line Laser





INDOOR AND TILT MODE

- Green vertical & horizontal cross beams
- Indoor laser range 50' (15m)
- Accuracy $\pm 0.0004''/''$ ($\pm 0.4\text{mm/m}$)
- Self-leveling $\pm 3^\circ$
- Manual mode
- Visible "out of level" warning
- Tripod -ready: 1/4" thread

Fields Of Application

- Aligning shelves, pictures, curtains
- Interior design
- Aligning electrical sockets
- Door & window installation

Advantage

- Compact, fits in your toolbox
- User friendly

Option

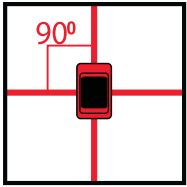
Laser with mini tripod (842GS)



862 PROLASER® CROSS LINE LASER

Indoor Red Cross-Line Laser





INDOOR AND TILT MODE

- Red vertical, horizontal and cross beams
- Indoor laser range: 20m (65')
- Accuracy: 0.2mm/m (0.0002"/")
- Self-leveling range $\pm 3^\circ$
- Manual mode for angular layout/ tilted marking
- Visual "Out of level" warning
- Tripod ready: 1/4" thread
- V-groove
- Rare-earth magnets
- "Velcro" strip
- Hanging hole

Includes

- Soft carry case

Applications

- Tiling
- Laying cabinets
- Hanging curtains
- Many types of decorative work

Option:

Laser with tripod 1.3m (862S)

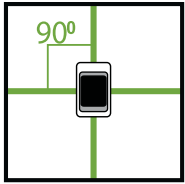


862 SET (862S)
Laser with tripod
1.3m (4.2')

862G PROLASER® CROSS LINE LASER

Indoor Green Cross-Line Laser





INDOOR AND TILT MODE

- Green cross beams
- Indoor laser range: 20m (65')
- Accuracy: 0.4mm/m (0.0004"/")
- Self-leveling range $\pm 3^\circ$
- Manual mode for angular layout/ tilted marking
- Visual "Out of level" warning
- Tripod ready: 1/4" thread
- V-groove
- Rare-earth magnets
- "Velcro" strip
- Hanging hole

Includes

- Soft carry case

Applications

- Tiling
- Laying cabinets
- Hanging curtains
- Many types of decorative work

Option:

- Laser with 1.3m tripod (862GS)



**862G SET
(862GS)**
Laser with tripod
1.3m (4.2')

872 PROLASER® PLUS

Free Standing Red Cross-Beam Laser

Patented



Manual Mode

Beam Selector

Pulse/ Outdoor Mode

Keypad

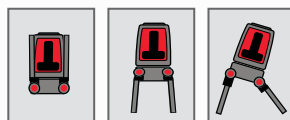
Shock Resistant
Rubber Casing

Laser Projector
Window
Horizontal & Vertical

On/Off
Switch



Tripod
Thread
1/4"

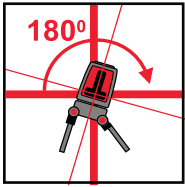


Strong folding legs for angle
mounting and height adjustment

Anti-Slip Grips



894-04
Laser Detector
For outdoor work (sold separately)



INDOOR OUTDOOR AND TILT MODE

- Intersecting red horizontal and vertical beams at 90°
- Laser range:
 - Indoor: 30m (100')
 - Outdoor with detector: 50m (165')
- Accuracy: 0.2mm/m (0.0002"/")
- Self-leveling range $\pm 3^\circ$
- Manual mode for angular layout/ tilted marking
- Visual and audible "Out of level" warning
- Strong folding legs for angle mounting
- Impact resistant rubber casing
- Tripod ready: 1/4" thread

Includes

- Pouch and tripod adaptor for 5/8" thread (841)

Applications

- Aligning tiles, cabinets, borders, moldings and trims
- Deck installation and exterior layout
- Door and window installation
- All types of DIY jobs, including hanging shelves, pictures and more

Options

- Laser with 1.3m tripod (872S)
- Laser with wall mount (872L)



872 SET (872S)
Laser with Tripod 1.3m



872L
Laser with wall mount



841
5/8" Thread

872G PROLASER® PLUS GREEN

Free Standing Green Cross-Laser

Patented



Manual Mode

Beam Selector

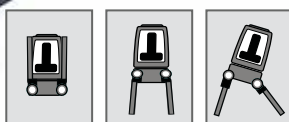
Pulse/ Outdoor Mode

Keypad

Shock Resistant
Rubber Casing

Laser Projector
Window
Horizontal & Vertical

On/Off
Switch

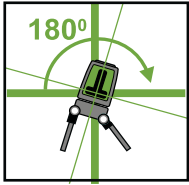


Strong folding legs for angle
mounting and height adjustment

Anti-Slip Grips



894-04G
Laser Detector
For outdoor work (sold separately)



INDOOR OUTDOOR AND TILT MODE

- Intersecting green horizontal and vertical beams at 90°
- Laser range:
 - Indoor: 30m (100')
 - Outdoor with detector: 60m (200')
- Accuracy: 0.2mm/m (0.0002"/')
- Self-leveling range $\pm 3^\circ$
- Manual mode for angular layout/ tilted marking
- Visual and audible "Out of level" warning
- Strong folding legs for angle mounting
- Impact resistant rubber casing
- Tripod ready: 1/4" thread

Includes

- Pouch and tripod adaptor for 5/8" thread (841)

Applications

- Aligning tiles, cabinets, borders, moldings and trims
- Door and window installation
- All types of DIY jobs, including hanging shelves, pictures and more

Options

- Laser with 1.3m tripod (872GS)
- Laser with wall mount (872GL)



872G SET (872GS)
Laser with Tripod 1.3m



841
5/8" Thread

873 PROLASER® VECTOR

The Red Genie With The 3 Cross-Laser Lines


Patented

Keypad

Manual Mode

Beam Selector

Pulse/ Outdoor Mode



Vertical Window-2

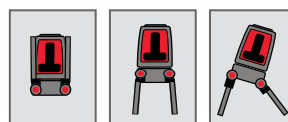
Vertical Window-1

Horizontal Window



Tripod
Thread
1/4"

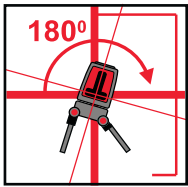
Anti-Slip Grips



Strong folding legs for angle
mounting and height adjustment



894-04
Laser Detector
For outdoor work (sold separately)



INDOOR OUTDOOR AND TILT MODE

- 3 Red laser beams, including:
 - 1 Horizontal
 - 2 Vertical (with a 90° intersection)
- Laser range:
 - Indoor: 30m (100')
 - Outdoor with detector: 50m (165')
- Accuracy: 0.2mm/m (0.0002"/")
- Self-leveling range $\pm 3^\circ$
- Manual mode for angular layout/ tilted marking
- Visual and audible "Out of level" warning
- Strong folding legs for angle mounting
- Impact resistant rubber casing
- Tripod ready: 1/4" thread

Applications

- Aligning tiles, cabinets, borders, moldings and trims
- Door and window installation
- All types of DIY jobs, including hanging shelves, pictures and more

Options

- Laser with 3.2m (10.5') pole tripod (873S)
- Laser with wall mount (873L)



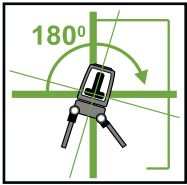
873 SET (873S)
Laser with pole tripod
up to 3.2m (10.5')

873G PROLASER® GREEN VECTOR

The Green Genie in Your Toolbox, the Superior Advantage

Patented





INDOOR OUTDOOR AND TILT MODE

- 3 Green laser beams, including:
 - 1 Horizontal
 - 2 Vertical (with a 90° intersection)
- Laser range:
 - Indoor: 30m (100')
 - Outdoor with detector: 60m (200')
- Accuracy: 0.2mm/m (0.0002"/")
- Self-leveling range $\pm 3^\circ$
- Manual mode for angular layout/ tilted marking
- Visual and audible "Out of level" warning
- Strong folding legs for angle mounting
- Impact resistant rubber casing
- Tripod ready: 1/4" thread

Applications

- Aligning tiles, cabinets, borders, moldings and trims
- Door and window installation
- All types of DIY jobs, including hanging shelves, pictures and more

Options

- Laser with 3.2m (10.5') pole tripod (873GS)
- Laser with wall mount (873GL)

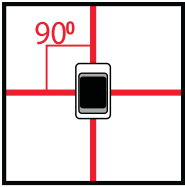


873G SET (873S)
Laser with pole tripod
up to 3.2m (10.5')

870 VHX PROLASER® VIP

The Indoor/Outdoor Shielded Cross Line Laser





INDOOR OUTDOOR AND TILT MODE

- Red horizontal and vertical cross lines at 90°
- Indoor laser range 30m (100')
- Outdoor laser range 50m (165') with detector
- Accuracy: $\pm 0.2\text{mm/m}$ (0.0002"/')
- Self-leveling range: $\pm 3^\circ$
- Manual mode
- Audio & visible "Out of level" warning
- Pulse mode
- Water and dust proof (IP65)
- Protective rubber over molded casing
- Tripod ready: 1/4" thread

Includes

- Laser target, universal wall mount (886-23), tripod adaptor for 5/8" thread (841) batteries and a soft carry bag

Applications

- Tiling
- Deck installation and exterior layout
- Door and window installation

Optional

- Lightweight tripod (886-28)
- Red Laser detector (894-04)



870G VHX PROLASER® VIP

The Indoor/Outdoor Shielded Cross Line Laser

IP65
WATER & DUST
RESISTANT

Manual Mode

Beam Selector

Pulse/ Outdoor Mode


Keypad

Shock Resistant
Rubber Casing

Laser Projector
Window
Horizontal & Vertical



Tripod
Thread
1/4"

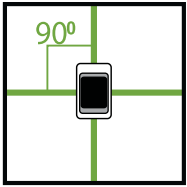


On/Off Switch

841
5/8" Thread



894-O4G
Laser Detector
For outdoor work (sold separately)



INDOOR OUTDOOR AND TILT MODE

Features:

- Green horizontal and vertical cross lines at 90°
- Indoor laser range 30m (100')
- Outdoor laser range 60m (200') with detector
- Accuracy: $\pm 0.2\text{mm/m}$ (0.0002"/")
- Self-leveling range: $\pm 3^\circ$
- Manual mode
- Audio & visible "Out of level" warning
- Pulse mode
- Water and dust proof (IP65)
- Protective rubber over molded casing
- Tripod ready: 1/4" thread

Includes:

- Laser target, universal wall mount (886-23), tripod adaptor for 5/8" thread (841) batteries and a soft carry bag

Applications

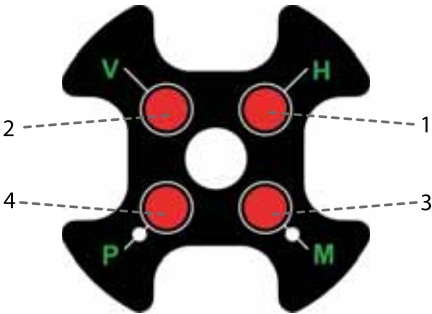
- Tiling
- Deck installation and exterior layout
- Door and window installation

Optional:

- Lightweight tripod (886-28)
- Green Laser detector (894-04G)



875 PROLASER® ALL-LINES



- 1. Horizontal Line Button
- 2. Vertical Lines Button
- 3. Manual Mode Button
- 4. Pulse/ Outdoor Mode



Vertical Laser Output Window X4

Horizontal Laser Output Window

Gradated Scale

Adjustable Support Legs

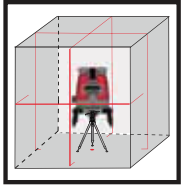
Fine Adjustment Knob



894-O4
Laser Detector
For outdoor work (sold separately)



Tripod Thread 5/8"



INDOOR OUTDOOR AND TILT MODE

- 6 Red laser beams, including:
 - 1 Horizontal
 - 4 Vertical (with a 90° intersection on the ceiling)
 - 1 Plumb dot down
- Laser range:
 - Indoor: 30m (100')
 - Outdoor with detector: 50m (165')
- Accuracy: 0.2mm/m (0.0002"/")
- Self-leveling range $\pm 2.5^\circ$
- Manual mode for tilted marking
- Visual and audible "Out of level" warning
- Rechargeable Lithium battery
- USB connector for battery charging
- Fine adjustment knob
- Tripod ready: 5/8" thread

Includes

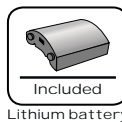
- Beamfinder™ glasses, laser target, rechargeable lithium battery, USB cable and soft carry case

Applications

- Setting floor and wall tiles
- Drywall, deck & acoustic ceiling installation
- Framing and aligning windows and doors

Option

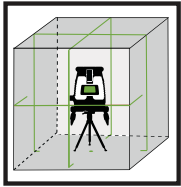
- With tripod & hard carry case (875S)



875 SET (875S)

875G PROLASER® ALL-LINES GREEN





INDOOR OUTDOOR AND TILT MODE

- 6 Green laser beams, including:
 - 1 Horizontal
 - 4 Vertical (with a 90° intersection on the ceiling)
 - 1 Plumb dot
- Laser range:
 - Indoor: 30m (100')
 - Outdoor with detector: 60m (200')
- Accuracy: 0.2mm/m (0.0002"/")
- Self-leveling range $\pm 2.5^\circ$
- Manual mode for tilted marking
- Visual and audible "Out of level" warning
- Rechargeable Lithium battery
- USB connector for battery charging
- Fine adjustment knob
- Tripod ready: 5/8" thread

Includes

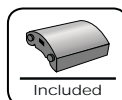
- Beamfinder™ glasses, laser target, 2 rechargeable lithium batteries, USB cable and soft carry case

Applications

- Setting floor and wall tiles
- Drywall, deck & acoustic ceiling installation
- Framing and aligning windows and doors

Option

- With tripod & hard carry case (875GS)

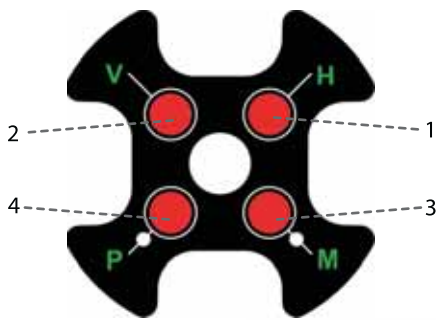


X 2

Lithium battery



875 HYBRID PROLASER® ALL-LINES



1. Horizontal Line Button
2. Vertical Lines Button
3. Manual Mode Button
4. Pulse/ Outdoor Mode

Surface Level

Keypad

Vertical Laser Output Window X4

Horizontal Laser Output Window

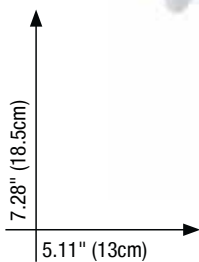
Gradated Scale

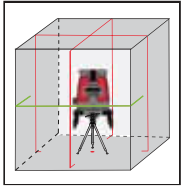
Adjustable Support Legs



Tripod Thread 5/8"

Fine Adjustment Knob





INDOOR OUTDOOR AND TILT MODE

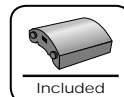
- 6 laser beams, including:
 - 1 Green Horizontal
 - 4 Red Vertical (with a 90° intersection on the ceiling)
 - 1 Plumb dot
- Laser range:
 - Indoor: 30m (100')
 - Outdoor with detector: 50m (165') - 60m (200')
- Accuracy: 0.0002"/" (0.2mm/m)
- Self-leveling range $\pm 3^\circ$
- Manual mode for tilted marking
- Visual and audible "Out of level" warning
- Rechargeable lithium battery
- USB connector for battery charging
- Fine adjustment knob
- Tripod ready: 5/8" thread

Includes

- Beamfinder™ glasses, laser target, rechargeable lithium battery and soft carry case

Applications

- Setting floor and wall tiles
- Drywall, deck & acoustic ceiling installation
- Framing and aligning windows and doors



Included
Lithium battery



883N PROLASER® 3D ALL-LINES

360° Beams in Every Direction - Indoor & Outdoor Use



IP65

WATER & DUST
RESISTANT



Tripod
Thread 5/8"



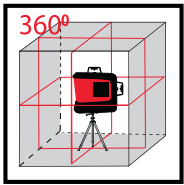
Tripod
Thread
1/4"



Hard carry case, multi-functional magnetic mount,
laser target red Beamfinder™ glasses, battery charger and lithium-ion battery



894-04 Detector
For outdoor work (sold separately)



INDOOR OUTDOOR AND TILT MODE

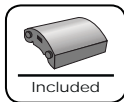
- Three 360° red laser beams, including:
 - Horizontal
 - Side vertical
 - Forward vertical
- Laser range:
 - Indoor: 30m (100')
 - Outdoor with detector: 60m (200')
- Accuracy: 0.2mm/m (0.0002"/")
- Automatic self-leveling up to $\pm 3^\circ$
- Manual mode for tilted marking
- Pulse mode
- Tripod ready: 1/4" & 5/8" thread

Includes

- Multi-functional magnetic mount, laser target and hard carry case

Applications

- Accurately laying out right angles for flooring, drywall installation and deck construction
- Leveling slopes (manual mode)
- Acoustic ceiling installations
- Framing and aligning windows and doors



Lithium battery



883G PROLASER® 3D ALL-LINES - GREEN

360° Beams in Every Direction - Indoor & Outdoor Use

NEW

IP65

WATER & DUST
RESISTANT



Tripod
Thread 5/8"



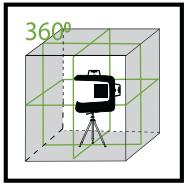
Tripod
Thread
1/4"



Hard carry case, multi-functional magnetic mount, laser target
green Beamfinder™ glasses, battery charger and lithium-ion battery



894-04G Detector
For outdoor work (sold separately)



INDOOR OUTDOOR AND TILT MODE

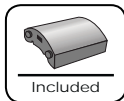
- Three 360° green laser beams, including:
 - Horizontal
 - Side vertical
 - Forward vertical
- Laser range:
 - Indoor: 30m (100')
 - Outdoor with detector: 70m (230')
- Accuracy: 0.2mm/m (0.0002"/")
- Automatic self-leveling up to $\pm 3^\circ$
- Manual mode for tilted marking
- Pulse mode
- Tripod ready: 1/4" & 5/8" thread

Includes

- Lithium-ion battery, battery charger, green Beamfinder™ glasses, laser target, multi-functional magnetic mount and hard carry case.

Applications

- Accurately laying out right angles for flooring, drywall installation and deck construction
- Leveling slopes (manual mode)
- Acoustic ceiling installations
- Framing and aligning windows and doors



Lithium battery



899 PROLASER® SELF-LEVELING ROTA-LINE

Protective Shock Absorbing Cover

Rotating Head

Laser Window

Control Panel

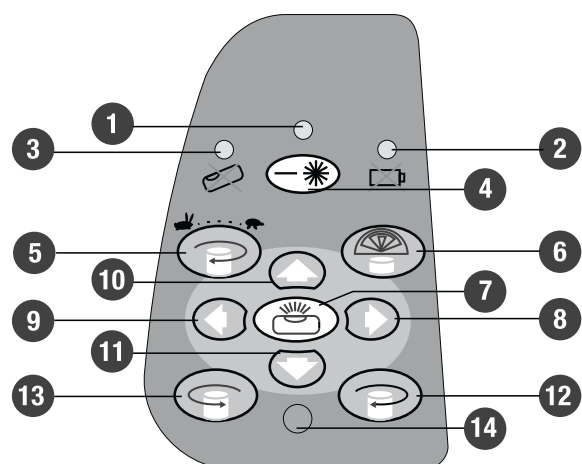
Carring Handle

14.5cm (5.7")
18.5cm (7.3")

Tripod Thread 5/8"

Control panel

1. Power indicator
2. Low battery indicator
3. Manual mode indicator
4. Power button
5. Rotation speed control
6. Scanning mode control
7. Manual/Automatic mode
8. Increase X axis slope control (manual mode only)
9. Reduce X axis slope control button (manual mode only)
10. Increase Y axis slope control (manual mode only)
11. Reduce Y axis slope control (manual mode only)
12. Clockwise direction control (scan mode only)
13. Anticlockwise direction control (scan mode only)
14. Remote control sensor





INDOOR OUTDOOR AND TILT MODE

- Horizontal or vertical 360° red rotating beam
- Plumb Down and Plumb Up points
- Five variable speeds (0,60, 120, 300 & 600 rpm)
- Six scan modes create visible laser line
- Laser range:
 - Indoor: 50m (165')
 - Outdoor with detector: 250m (800')
- Accuracy: 0.1mm/m (0.0001"/")
- Electronic self-leveling range of $\pm 5^\circ$
- Manual leveling for marking slopes of up to $\pm 5^\circ$ in both X and Y planes
- "Out of range" indicator
- Tripod ready: 5/8" thread

Includes

- Remote control, laser detector, BeamFinder™ glasses, rechargeable batteries and battery charger- AC/DC converter and shockproof case

Applications

- Laying foundations
- Wall, fence and deck construction
- Laying water and sewage lines
- Drywall, partitions and acoustic ceilings installations



For laser
detector

For remote
control



8991 PROLASER® ELECTROTA®

Self-Leveling Rota-Line

IP65
WATER & DUST
RESISTANT

Protective Shock Absorbing Cover

Rotating Head

Laser Window

Carrying Handle



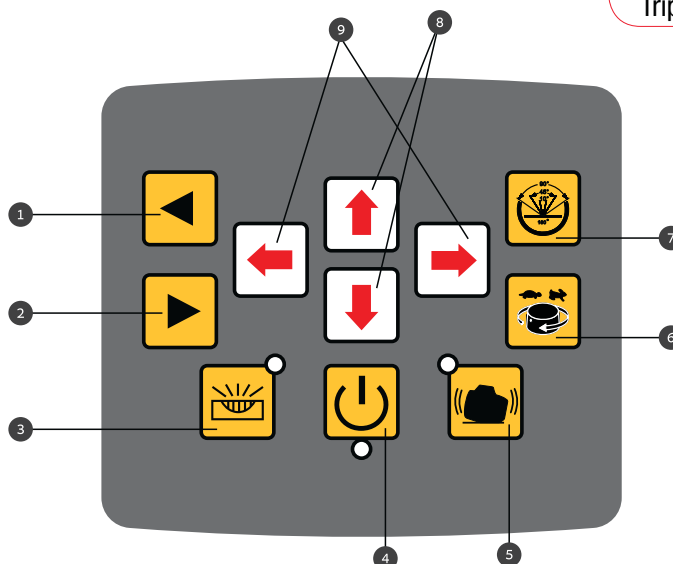
Control Panel



Tripod Thread 5/8"

Control panel

1. Rotation left
2. Rotation right
3. Manual/Auto Self leveling disabled in manual mode)
4. Power On/Off
5. Automatic drift system
6. Rotation Speed Control
7. Direction Scanning
8. Y-AXIS
9. X-AXIS





INDOOR OUTDOOR AND TILT MODE

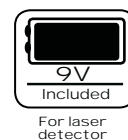
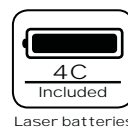
- Horizontal or vertical 360° red rotating beam
- Plumb Down and Plumb Up points
- Five variable speeds (0, 60, 120, 300 & 600 rpm)
- Six scan modes create visible laser line
- IP65
- Laser range:
 - Indoor: 50m (165')
 - Outdoor with detector: 300m (980')
- Accuracy: 0.1mm/m (0.0001"/")
- Electronic self-leveling range of $\pm 5^\circ$
- Manual leveling for marking slopes of up to $\pm 5^\circ$ in both X and Y planes
- "Out of range" indicator
- Tripod ready: 5/8" thread

Includes

- Remote control, laser detector, red BeamFinder™ glasses, rechargeable batteries, battery charger- AC/DC converter and a shockproof case

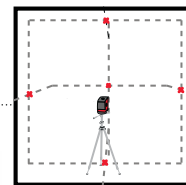
Applications

- Laying foundations
- Wall, fence and deck construction
- Laying water and sewage lines
- Drywall, partitions and acoustic ceilings installations



896 PROLASER® 5-DOT

Self-Leveling Laser Pointer



INDOOR
OUTDOOR
AND TILT
MODE



- 5 highly visible red laser dots:
 - 3 level dots at 90° angles
 - Plumb up & down
- Small cross projected at each laser dot
- Laser range with target: 30m (100')
- Accuracy:
 - Level: 0.4 mm/m (0.0004\"/>
- Self-leveling range $\pm 4^\circ$
- Visual "Out of level" warning
- Tough rubber overlay
- Tripod ready: 1/4" thread

Includes

- Magnetic multi-functional base, laser target and soft carry case

Applications

- Wall stud layout and partition installation
- Electrical outlet and switch layout
- Framing rooms
- Finishing carpentry

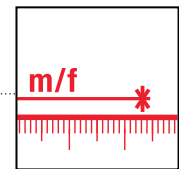


**Magnetic multi-functional base,
laser target, soft carry case**

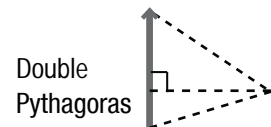
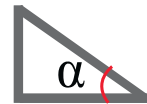
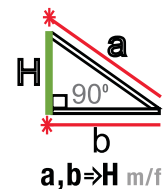
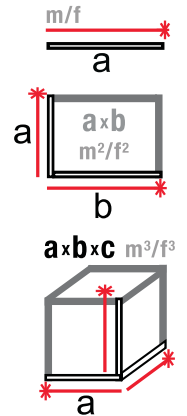
377 KAPROMETER™ K7

With Beamfinder™ Flip Cover

INCLINOMETER



RANGE
UP TO **100m**




Beamfinder™ Flip Cover

Power Button

LCD Screen

Impact-Resistant Rubber Over-Mold



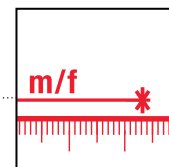
- Measuring range: up to 100m (328')
- Accuracy: $\pm 1.5\text{mm}$
- BeamFinder™ flip cover helps you to clearly locate the laser dot on the intended target surface and protects the keypad
- Measures the shortest distance to target with Dynamic (continuous) measuring
- Measures area, volume, Pythagoras
- Choice of 3 reference points
- Integrated inclinometer
- Bluetooth communication and friendly free application
- Advanced memory function
- Impact-resistant rubber over-mold
- Tripod-ready: 1/4" thread
- Battery indicator



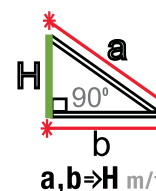
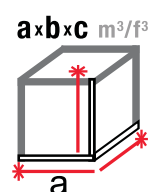
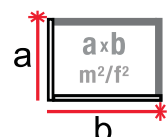
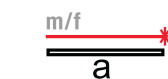
1. LCD Display
2. Indirect Measurement I, II & III
3. Subtraction
4. Timer
5. Reference point
6. Clear / Power
7. Memory Record/ Recall
8. Addition
9. Area / Volume
10. Measure
11. Backlight
12. Dynamic Measuring
13. Units
14. Bluetooth
15. Beamfinder™ Flip cover

363 KAPROMETER™ K-3

With Beamfinder™ Flip Cover



RANGE
UP TO **30m**



Beamfinder™ Flip Cover

LCD Screen

Reference / Unit Key

Impact-Resistant Rubber
Over-Mold

On / Measurement Key

Function / Memory Key

On/Off /Clear Key



- Accuracy: $\pm 2\text{mm}$
- Measuring Range up to 30m (100')
- BeamFinder™ flip cover offers higher visibility and keypad protection
- Measures: area, volume & pythagorean
- The shortest distance to target with Dynamic (continuous) measuring
- Choice of 2 reference points
- Choice of 5 measuring units
- Backlit LCD display
- Impact-resistant rubber over-mold
- Battery indicator



893 T-LASER™

Clip-On Marking Laser

- 90° Highly visible laser beam
- Indoor laser range: 3m (10')
- Spring grip slides onto edge of standard boards (1/4" - 5/8") 6.4mm - 15.9mm
- Manual on/off switch
- Pressure-activated power switch
- Bi-material molded case with rubber overlay
- Handy belt clip



Applications

- For use with drywall, plywood and composition board
- Projects a 90° laser beam for free-form cutting



810 PROLASER® NAIL GRIPPER™

Line Laser with Nail and Screw Grip

- Highly visible laser beam
- 2 Cylindrical vials: vertical and horizontal
- Laser range: 6m (20')
- Patented rubber grip holds any size nail or screw
- Pressure-activated power switch
- Magnetic wristband included for holding nails and screws



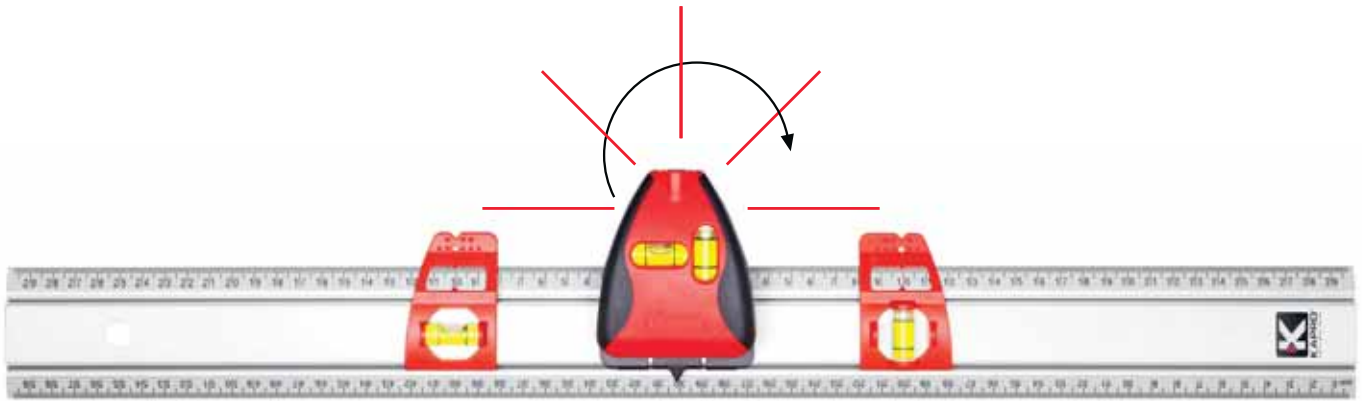
Applications

- Hanging shelves, pictures and mirrors
- Aligning panels, tiles and wall coverings



814 PROLASER® SET-A-SHELF™

Set & Match® with Laser Line



- Highly visible laser beam:
 - Horizontal, vertical or a 45° beam
- 2 cylindrical vials: vertical and horizontal
- Laser range: up to 6m (20')
- "Click-in-place" lock
- "Slide-and-lock" level markers
- Integrated magnetic stud finder

Applications

- Hanging shelves, pictures and mirrors
- Aligning tiles, decorative layouts and patterns



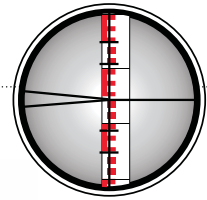
389 MULTISCANNER STUD FINDER

Electronic Cable, Metal & Stud Sensor

- Electronic sensors detect:
 - Live AC wires
 - Metal, studs
 - Wood
- Detection depth:
 - Live wires & metal: 50mm (2")
 - Metal pipes 38mm (1 1/2")
 - Wood 18mm (3/4")
- Detection buzzer
- Automatic scan



830 AUTOMATIC OPTICAL LEVEL



zoom x32

Zoom Adjustment Knob

Viewing Lens

Bull's Eye Surface Level

Fine Tuning Adjustment Knob

Angle Estimation Disc Ruler



- Telescopic zoom X32
- Working range of up to 120m
- Accuracy 1.6mm/30m
- 360° adjustable rotation feature
- Built-in lock to protect mechanism
- Tripod ready: 5/8" thread

Applications

- Leveling foundations
- Pipe laying
- Road construction

Options

- Large tripod and surveyors measuring stick (4m)

Includes

- Optical level, plumb bob, allen key, directional pin and hard case



886-10

Leveling Disk for Laser Level

- Attachment fits standard tripod
- Locking screw to secure laser level at required angle
- Rotary scale in degrees
- Standard 5/8" UNC (16mm) thread for attachment to tripod



886-20

Laser Angle Mount

Accurate indication of inclined angle



840G

Beamfinder™ Glasses

Enhances visibility of laser beam



840

Beamfinder™ Glasses

Enhances visibility of laser beam



845

Red Laser Target

- Magnetic
- Special reflective surface
- Graduated target (in/cm)



894-04G

Green Laser Beam Detector

For use with Pulse enabled laser tools for extended ranges



894-04

Red Laser Beam Detector

For use with Pulse enabled laser tools for extended ranges



845G

Green Laser Target

- Magnetic
- Special reflective surface
- Graduated target (in/cm)



886-23

Universal Wall Mount



886-24

Multi-Functional Magnetic Mount



886-58

Pole with Tripod

- Telescoping pole with locking sections
- 3.2 meters (10.5') maximum height
- Strong lightweight tripod stand with surface level
- Adjustable laser mount with 1/4" UNC thread

841 Tripod Adaptor

- Converts tripod thread from 1/4" UNC to 5/8" UNC



886-48/28

Tripod for Laser Level



- Professional tripod – up to 2.32 meters, with scale and vial (886-48)
- Lightweight tripod – up to 1.20 meters, with vial (886-28)

886-30

Extendable Pole for Laser Level

- Self-clamping between floor and ceiling
- 3.2 meters (10ft) maximum height
- Includes adjustable laser mount with 5/8" UNC thread



886-08

Mini Tripod

- Mini Tripod with flexible adjustable legs
- Height: 21cm (8.26")



עמוד 1 ריק

כריכה

